

# Register for the Member Website



- 1
  - Go to your Health Advocate website
  - Type the name of your organization and select it from the drop-down box
  - Click **Continue**

- 2
  - Click **Register Now**

- 3
  - Enter your personal information
  - Click **Next**

- 4
  - Create a unique **username** and **password**
  - Provide an active **email address**
  - Enter your mobile number (optional)
  - Select whether or not you would like to receive **text messages** from Health Advocate


- 5
  - Select security questions
  - Read Privacy Statement and Terms and Conditions
  - Place a check mark in the box indicating the terms have been accepted
  - Click **Submit**

- 6
  - You will receive a message confirming your registration
  - Prior to logging in for the first time, you will need to **verify your account** through your email

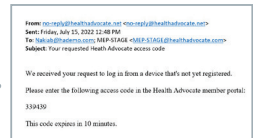
# Securing Your Account



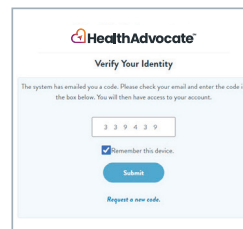
- 1 When you log in to the website for the first time, you will be asked to verify your identity. Click on **Request Code** to begin



- 2 Check your email to obtain your code. Keep your Health Advocate website up as you do so.



- 3 Return to the website and enter the code in the box. Check **Remember this device** if you do not want to complete this process each time you sign on. Click **Submit**.



- 4 From here, you will be logged in to the Health Advocate website. The device will be recognized as secure.  
*Please note: Each time you log in from a new device, you will be asked to repeat this process.*



855-424-6400

answers@HealthAdvocate.com

HealthAdvocate.com/Inframark

Call • Email • Message • Live Chat

