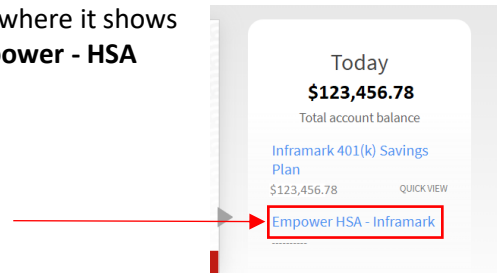


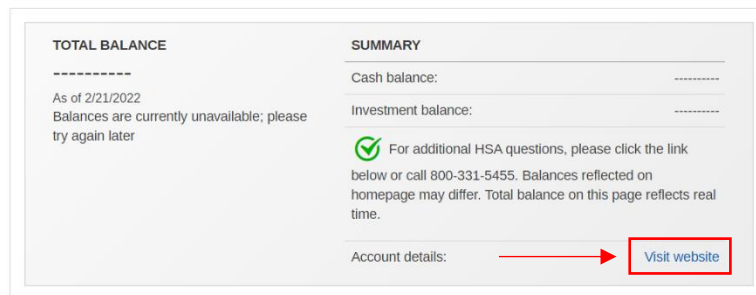
Where to find your HSA Tax Documents

1. Log in (or register if you're a first-time user) to www.empowermyretirement.com

2. Navigate to the right-hand column of the page under where it shows your amount. Click on the blue hyperlink that says "**Empower - HSA Inframark**".

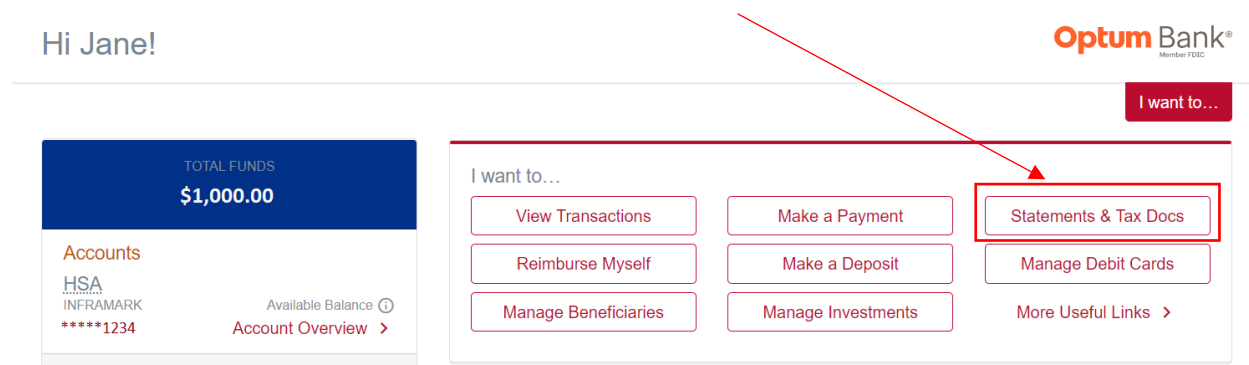


4. A new page loads, under "**Account Detail**", click on blue hyperlink that says "**view website**"



5. A pop up will appear to ask you that you're being directed to a new page, click "**continue**"

6. Your HSA account will load and under the actions of "**I want to...**" click on "**Statements & Tax Docs**"



7. A new page will load, and you will be able to scroll down and see your 1099-SA and 5498-SA Notices. You will not only see the tax documents year you are looking for but for all the years you have had an HSA with Inframark.