

How to Register & Access Your Aetna ID Card at Aetna.com


Step 1:
Click on “Member Login”



[Contact us](#)

[Español](#)

[Search](#) 

[Explore Aetna sites](#) 

[Explore plans](#)

[Member support](#)

[Find a doctor](#)

[Find a medication](#)

[Member login](#)

Get the most out of your health plan

Tap in to all your plan tools and resources on your member website.

[Log in](#)

[Not a member yet? Explore plans](#) 



Step 2:
Click "Register"



[Contact us](#)

[Español](#)

[Search](#) 

[Explore Aetna sites](#) 

[Who we are](#)

[Initiatives](#)

[Investors](#)

[Health section](#)

[Login](#)

Select your role to login

[Member >](#)

[Agents/Brokers](#)

[Employer](#)

[Medical Provider](#)

[Dental Provider](#)

MEMBER LOGIN

Find care, manage costs, try a health program and more. It's all about you.

If you're a Medicare member [login here](#).

[Login](#)

Forgot your [username](#) or [password](#)?

HAVING TROUBLE SIGNING IN

We're here to help. Just [contact Member Services](#). Or call the number on your ID card.

Download the new Aetna HealthSM app to make it easier to manage your benefits on the go!



DON'T HAVE AN ACCOUNT?

It's easy to register. And when you do, you'll get access to tools, tips and programs to help you reach your healthiest you.

[Register](#)

Step 3:
Register using your SSN
and follow the steps
listed



Español

New User Registration

Step
1 of 4

Personal Info

Step
2 of 4

Validate Identity

Step
3 of 4

Create Account

Step
4 of 4

Terms and Conditions

*marked fields are required

Create an Account

To get you set up, we just need some basic info.

Your Member Info

Choose how to create your account. Most people use their Member ID. You can find your Member ID on your ID card, Welcome Letter, or any EOB we sent to you.

☒ Member ID

☐ Social Security number

Member ID*

[Need help finding your Member ID?](#)

Your Personal Info

Full first name*

Full last name *

Date of birth*


Month



Day

Year

Zip Code *


Continue



 James Smith 

[Home](#) [Claims](#) [Plan Overview](#) [Find Care & Pricing](#) [Pharmacy](#) [Health & Wellness](#) [Support](#)


Welcome, James



Save with CarePass®

Sign up for your complimentary CarePass membership to save at CVS®.


[Get CarePass →](#)



Get to know your plan

Learn how your plan can help you save on care and avoid surprises.

[Get Started →](#)



[View More](#)

Find Care & Pricing

 [Find a Provider](#)


 [Find Dentists](#)

 [Get Quick Care](#)

 [View Your Providers](#)

Plan Overview

Medical Coverage



In-Network Deductible - \$5,200


Spent


Remaining

\$1,070.92





\$4,129.08

You are paying 100% of costs until you reach your deductible or out-of-pocket max.


 [What's Covered](#)

 [ID Cards](#)

Claims [View All](#)

	Richard Tredeau For Hannah - Dec 28	Balance \$72.31
	Children's Hospital Colo.. For Jordan - Dec 15	Balance \$333.30
	Lisinopril For James - Nov 15	Balance \$9.40
	Stella Aaboe, DDS For Hannah - Dec 28	Balance \$67.40

Step 4:
Click on “ID
Cards”



Step 5:
View your ID card/print



aetna

Home Claims & Spending Benefits 🔍 F

ID Cards

View cards for: **James** ▾

Available cards: **Medical ID Card** ▾

aetna

CVS HEALTH
RSP 3 ENHANCED DENTAL PPO
Med Grp #123456-001-01234
Issuer (12345) 1234567890
ID H12345 1234
Choice POS II
Dental PPO

01 JAMES SMITH
PCP NO ELECTIONS REQUIRED

02 HANNA SMITH
PCP NO ELECTIONS REQUIRED

03 JORDAN SMITH
PCP NO ELECTIONS REQUIRED

www.aetna.com Payer # 00000 0000

USE WWW.AETNA.COM TO CHOOSE PROVIDERS IN YOUR PLAN
See your plan documents for all plan requirements, including
precertification. In an emergency, seek care immediately or
call 911. This card does not guarantee coverage.

MEDICAL	INDIVIDUAL	FAMILY
In Network Deductible	N/A	\$1,500
In Network Out of Pocket Max	\$4,000	\$10,000
Out of Network Deductible	N/A	\$13,500
Out of Network OOP Max	\$13,500	\$27,000

AETNA ONE ADVOCATE/PRECEP 1-800-558-0860
CVS RX SERVICES 1-866-284-9226
CVS HELP DESK FOR PHARMACISTS 1-800-364-6331
RESOURCES FOR LIVING (EAP) 1-800-789-8980
TALK TO A DOCTOR 24/7 1-855-TELADOC
OR TELADOC.COM/AETNA

Aetna Life Insurance Company (MED)
Aetna Life Insurance Company (DEN)
Submit Claims To: PO BOX 981106
EL PASO TX 79998 1106

🖨️ 📄 ▾



Step 6:
Print or Share your ID
card

TAKE THE OPPORTUNITY TO TAKE CONTROL OF YOUR PRESCRIPTION PLAN



TAKE THINGS ONLINE

Create an account on express-scripts.com or the Express Scripts® mobile app.

Manage your prescription plan anytime and anywhere with an online account.
It's simple and easy to get started.

1. Visit express-scripts.com and select Register OR download the Express Scripts mobile app for free from your phone's app store and select Register
2. Enter the requested information, including your member ID or Social Security number, and create your user name and password
3. Click or tap Register Now

Once your account is created, you can:



Check your order status



Refill and renew prescriptions



Find your nearest preferred pharmacy



View and print Digital ID cards



Enroll eligible prescriptions
in automatic refill



Set reminders to take your medication



Enroll in home delivery



TAKE A SHORTER TRIP TO GET YOUR MEDS

Enroll in home delivery to get your 90-day prescriptions shipped right to your door.

Requesting to get your medications delivered to your home from Express Scripts® Pharmacy is simple and convenient.
First, log in to express-scripts.com (if you haven't already registered, make sure to have your member ID or SSN).

If you are enrolling a new prescription...



Contact your doctor and ask them to e-prescribe a 90-day prescription directly to Express Scripts



OR send a request by selecting "Forms" or "Forms & Cards" from the "Benefits" menu, print a mail order form and follow the mailing instructions



OR call us at the Member Services number on your card and we'll contact your doctor for you

If you are enrolling a current prescription...

Transfer retail prescriptions to home delivery by clicking "Add to Cart" for eligible prescriptions and check out. You can also refill and renew prescriptions. We'll contact your doctor and take care of the rest.

Check Order Status to track the shipping of your prescriptions. After we receive your prescription from your doctor, you will receive your medication within 7 days.¹

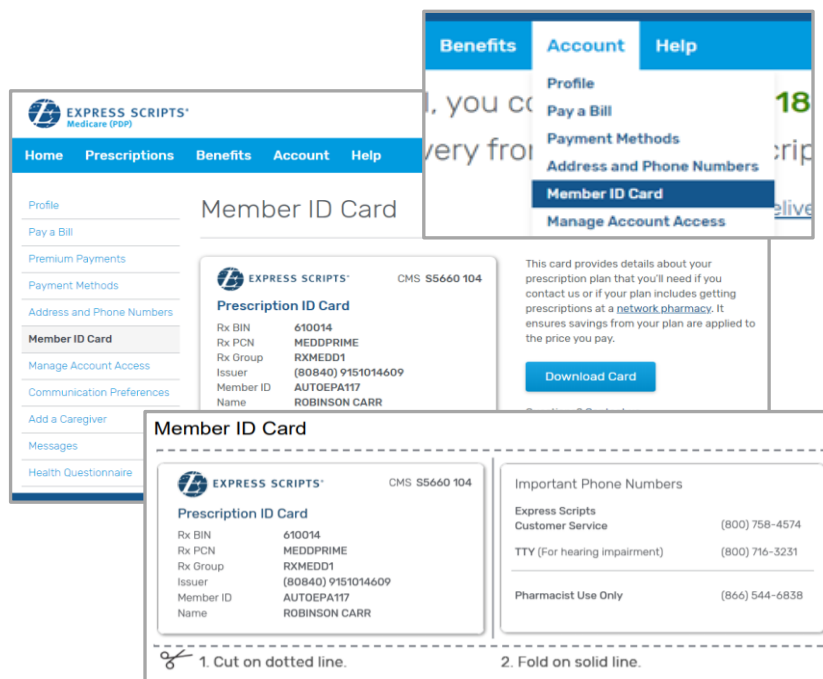
Print and Virtual Member ID Cards

You can print your member ID card from express-scripts.com or view your virtual member ID card on your smartphone using the Express Scripts® mobile app

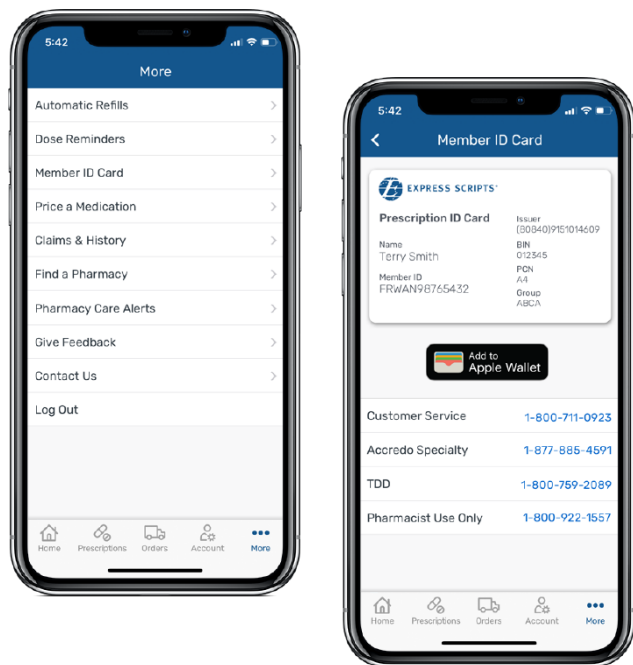
Print your member ID card

Log in to express-scripts.com. If you are a first-time visitor, take a moment to register using your member ID number or Social Security number (SSN).

1. From the home page, select **Member ID Card** from the menu under **Account**.
2. Click the **Download Card** button to download your member ID card.
3. An image of your member ID card will appear that you can save or print by following your printer prompts.



View your virtual member ID card



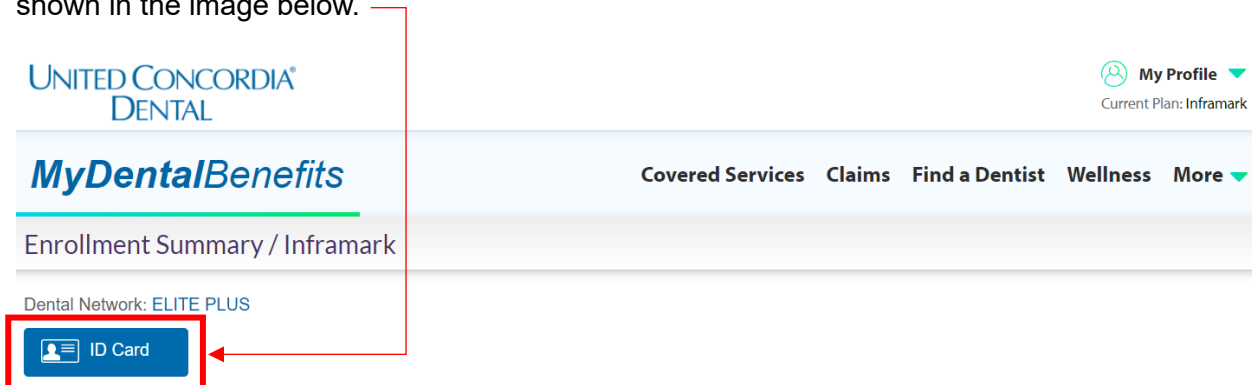
Log in to the Express Scripts mobile app.¹ If you have never registered, take a moment to register using your member ID number or Social Security number (SSN). Touch and facial recognition ID login are available on some devices.

1. Open the menu on your device.
2. Tap **Member ID Card**.
3. An image of your member ID card will appear.

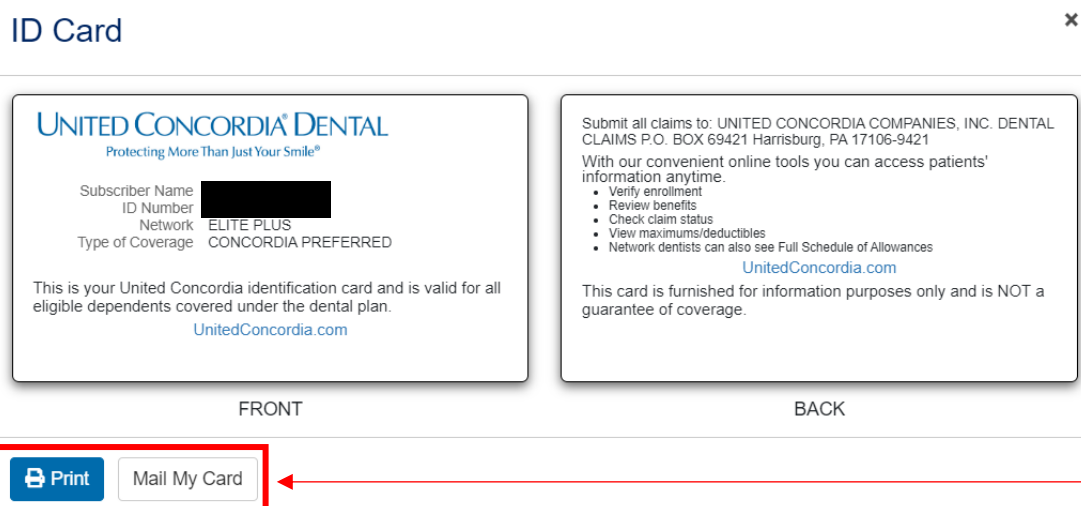
¹ The app is compatible with most iPhone®, iPad®, and Android™ mobile devices. Search for "Express Scripts" in your app store and download the app for free.

How to Register for Your United Concordia Dental Member Account & Find Your Dental Insurance Card

1. If you are new to United Concordia, click on this link: [Create an Account \(unitedconcordia.com\)](https://unitedconcordia.com) to create your United Concordia Dental member account.
 - If you already have a United Concordia member account, [click here to log in.](#)
2. Once you've created your account and have logged in. Click on the ID card button as shown in the image below.

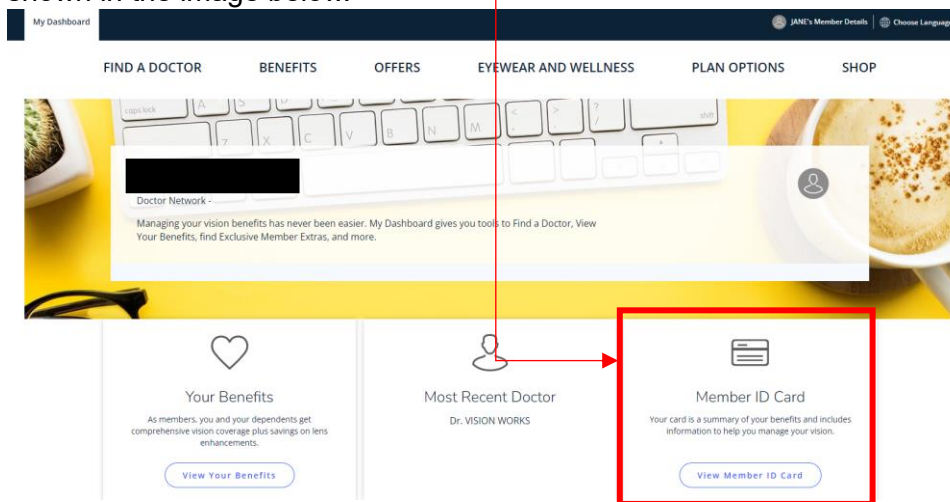


3. Click **“Print”** to print a copy or click **“Mail My Card”** to mail yourself your United Concordia Dental insurance card.
 - *Confirm that your mailing address is up to date on your Kronos employee profile before selecting the “Mail My Card” option.*



How to Register for Your VSP Vision Member Account & Find Your Vision Insurance Card

1. If you are a new VSP member, visit www.vsp.com/create-account to create your VSP member account.
 - If you already have a VSP member account, [click here to log in](#).
2. Once you've created your account and have logged in. Click on "Member ID Card" as shown in the image below.



3. Click "Print" to print off a copy of your VSP vision card to keep in your wallet or click "Email" to email it to yourself.

